




100 Series Brass Manual Straight Valves







100 Series Brass Manual Straight Valves

- Features & Benefits**
- Brass Straight Isolation Valve.
 - Heavy Duty Brass Construction.
 - Available in "100RS" models with 1-piece Rising Swivel Stem, or "100" models with 2-piece floating swivel stem.
 - Full-Size Waterways for Low Pressure Loss.
 - Converts to automatic operation with automatic actuator.
 - 3-Year Limited Warranty.
 - Optimal Flow Range: 5-180 GPM.
 - Rated to 150 PSI Maximum Working Pressure.
 - Optimal Operating Pressure: 30 - 90 PSI.

100 Models

100RS-075Y	100RS-100Y	100RS-125Y	100RS-150Y	100RS-200Y
				
<p>3/4" FPT inlet x 3/4", rising swivel</p>	<p>1" FPT inlet x 1", rising swivel</p>	<p>1-1/4" FPTD inlet x 1-1/4", rising swivel</p>	<p>1-1/2" FPT inlet x 1-1/2", rising swivel</p>	<p>2" FPT inlet x 2", rising swivel</p>
100-075Y	100-100Y			
				
<p>3/4" FPT inlet x 3/4", floating swivel</p>	<p>1" FPT inlet x 1", floating swivel</p>			

Repair & Replacement Parts

RK-1C	RK-2C	RK-1C-125	RK-1C-150
			
<p>3/4" VALVE STEM REBUILD KIT Packing washer (1), seat washer (2) & red gasket (3)</p>	<p>1" VALVE STEM REBUILD KIT Packing washer (1), seat washer (2) & red gasket (3)</p>	<p>1-1/4" VALVE STEM REBUILD KIT Packing O-ring (1), seat washer (2) & large o-ring (3)</p>	<p>1-1/2" VALVE STEM REBUILD KIT Packing O-ring (1), seat washer (2) & large o-ring (3)</p>
RK-1C-200	RK-37C		
<p>2" VALVE STEM REBUILD KIT Packing O-ring (1), seat washer (2) & large o-ring (3)</p>	<p>GREEN WHEEL HANDLE Compatible with 3/4" & 1" valves only</p>		
